


FX series checkout scales

Weight Only


'Checkout the options'




FX120 with Integral Display



FX120 with Remote Column Mounted Weight Only Display



FX120 with Remote Weight Only Display



FX120 with Scale Mounted Column Weight Only Display

- ◆ Low profile
- ◆ Weighing accuracy at a competitive price
- ◆ Flash memory
- ◆ Fault diagnosis
- ◆ Low power consumption
- ◆ Battery Options
- ◆ Wide range of display configurations

Avery Berkel

FX120 Weight Only

Key Features & Benefits

- ◆ **Lower profile**
350 mm x 280 mm x **87 mm**
For ease of installation in new and retrofit applications. Offering improved ergonomics at the checkout. This scale can be flush mounted or stand alone.
- ◆ **Improved weighing accuracy & capacity**
Using the latest vibrating beam technology, the **FX120** offers a wide range of capacities and resolution. Ranging from 6 kg up to 30 kg and from 3000 divisions up to 7500 divisions.

Division	Capacity
3000e	6 kg x 2 g
	15 kg x 5 g
	30 kg x 10 g
	15 lb x 0.005 lb
	30 lb x 0.01 lb
6000e	6 kg x 1 g
	12 kg x 2 g
	30 kg x 5 g
	12 lb x 0.002 lb
	30 lb x 0.005 lb
7500e	7.5 kg x 1 g
	15 kg x 2 g
AVR	3 kg x 1 g; 6 kg x 2 g AVR
	6 kg x 2 g; 15 kg x 5 g AVR
	15 kg x 5 g; 30 kg x 10 g AVR

- ◆ **Flash memory**
Available with vibrating beam technology, this allows the scale to be re-configured whilst in situ, so that the scale can be updated with the latest software developments whilst in the field (uses the same support tool – ‘squirt’ as **FX220**).
- ◆ **Lower power consumption**
Allows the scale to be operated off internal batteries, 6 x D cell or the internal FX rechargeable battery kit. Available as standard with mains adaptor, or optional in line adaptor, the **FX120** may also be powered via the EPoS system, where the EPoS is supplying a regulated 12 volts DC.

- ◆ **Fault diagnosis**
For ease of maintenance, the scale comes standard with a series of error codes which identify the cause of system malfunctions. Where the EPoS system supports reporting of error messages this can be used to provide remote diagnostics/support.
- ◆ **Wide range of display configurations**
Offering improved versatility. The weight only **FX120** comes standard with LCD display, and optional back lit LCD or LED. The display can be integral to the scale, remote, column mounted remotely or even scale mounted on a column. It is also possible to have two scale mounted displays on either side of the scale or a combination of integral and remote or integral and scale mounted column displays. Each scale can have a total of up to four displays.
- ◆ **Scoop options**
Available with a range of optional scoop kits, from large vegetable scoop (16" L2 406 mm x 279 mm x 102 mm), to small sweetie scoop (12" L2 305 mm x 197 mm x 70 mm) and fish pan (16" G pan 400 mm x 275 mm x 60 mm).
- ◆ **Interfaces & protocols**
RS232 and other options to follow.



Internal battery box